

Market Report

July, 2020



Governors Lodge Condo

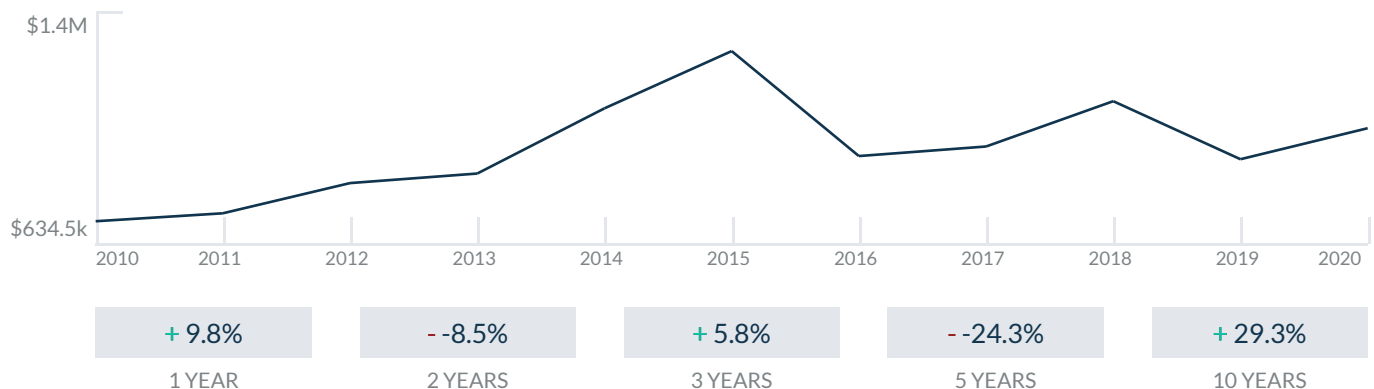
300 Sunrise Dr
Key Biscayne, FL 33149

Every month we compile this comprehensive market report focus on Governors Lodge Condo in this convenient and easy to read format. Our data comes from more than six different sources including MLS Associations, County Offices and Financial Institutions. Get this report for free every month on our website governorslodgecondosforsale.com.

Property Stats

POSTAL CODE 33149


The property stats graph represents the median price evolution since ten years in your postal code area.



Similar Properties

DAYS ON THE MARKET

Everyday 3 months we monitor how many days it takes for similar properties to be sold. This is also a good indicator to know when to buy or sale!



Mortgage Rates

PER YEAR

Understanding mortgage economics is important when you want to buy with a loan. Below is the historical yearly average mortgage rates in the Unites States retrieved from Freddie Mac©

30 YEARS FIXED 4.4%



15 YEARS FIXED 3.9%



5/1-YEAR ADJUSTABLE 3.9%



Schools

CLOSEST

Having good schools nearby is important if you have kids or plan to rent or sell your home. Ratings are retrieved from the leading independent and nonprofit GreatSchools©

ELEMENTARY SCHOOL
Alpha Charter Of Excellence
1/10

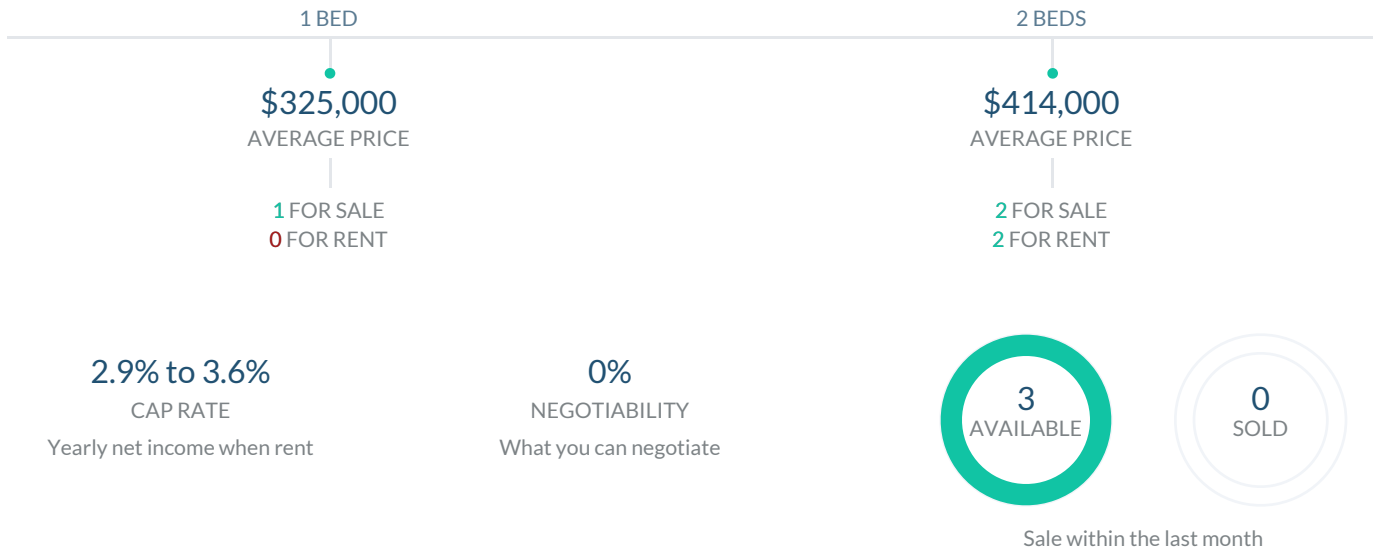
MIDDLE SCHOOL
Young Womens Preparatory Academy
10/10

HIGH SCHOOL
Mast Academy
10/10

Insights

IN GOVERNORS LODGE CONDO

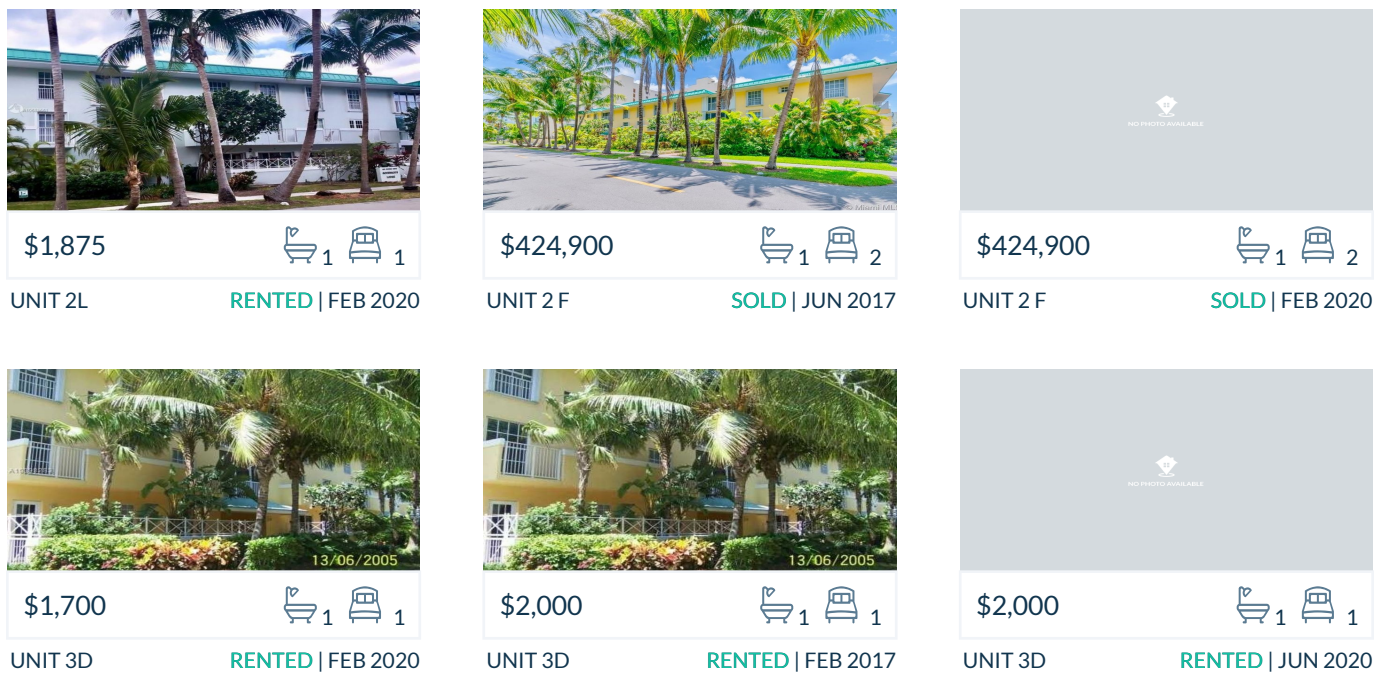
Below the average listing prices of available unit per property type.



Activity

SOLD OR RENTED

Below the latest transactions reported by the local MLS Association for Governors Lodge Condo



Sold

LAST 20 PROPERTIES SOLD IN GOVERNORS LODGE CONDO

Unit	Price	Beds/Baths	\$/Sqft	Sqft	Buying Date	Days on Market
2 F	\$424,900	2/1	\$634.2	670	Jun 2018	321
2 F	\$424,900	2/1	\$634.2	670	Jun 2018	321
3A & B	\$725,000	3/3	\$553.4	1,310	Apr 2016	214
3A & B	\$725,000	3/3	\$553.4	1,310	Apr 2016	214
2L	\$279,000	1/1	\$634.1	440	Dec 2014	47
2L	\$279,000	1/1	\$634.1	440	Dec 2014	47
2J	\$249,000	1/1	\$565.9	440	Nov 2013	45
2J	\$249,000	1/1	\$565.9	440	Nov 2013	45
3J	\$249,000	1/1	\$565.9	440	Sep 2013	1488
3J	\$249,000	1/1	\$565.9	440	Sep 2013	1488
3G	\$245,000	1/1	\$415.3	590	Mar 2013	172
3G	\$245,000	1/1	\$415.3	590	Mar 2013	172
2B	\$295,000	1/1	\$500.0	590	Mar 2013	53
2B	\$295,000	1/1	\$500.0	590	Mar 2013	53
1G	\$203,900	1/1	\$345.6	590	Dec 2011	360
1D	\$225,000	1/1	\$441.2	510	Jul 2011	114
3H	\$379,000	2/2	\$526.4	720	Apr 2009	50
2D	\$269,000	1/1	\$527.5	510	Mar 2009	76
3K	\$373,000	3/2	\$362.1	1,030	Feb 2009	3
1G	\$1,300	1/1	\$2.2	590	Sep 2006	7

Rented

LAST 20 PROPERTIES RENTED IN GOVERNORS LODGE CONDO

Unit	Price	Beds/Baths	\$/Sqft	Sqft	Rented Date	Days on Market
2L	\$1,875	1/1	\$4.3	440	Aug 2019	50
3D	\$1,700	1/1	\$3.3	510	Feb 2018	46
3D	\$2,000	1/1	\$3.9	510	Mar 2017	33
3D	\$2,000	1/1	\$3.9	510	Mar 2017	33
2L	\$1,850	1/1	\$4.2	440	Nov 2016	32
2L	\$1,850	1/1	\$4.2	440	Nov 2016	32
N/A	\$2,200	1/1	\$3.7	590	Aug 2015	285
N/A	\$2,200	1/1	\$3.7	590	Aug 2015	285
2L	\$1,900	1/1	\$4.3	440	Apr 2015	28
2L	\$1,900	1/1	\$4.3	440	Apr 2015	28
N/A	\$2,200	1/1	\$3.7	590	Jul 2013	71
N/A	\$2,200	1/1	\$3.7	590	Jul 2013	71
3J	\$1,400	1/1	\$3.5	400	Oct 2012	21
3J	\$1,400	1/1	\$3.5	400	Sep 2012	22
3D	\$1,700	1/1	\$3.3	510	Jun 2012	48
3J	\$1,350	1/1	\$3.1	440	Oct 2011	47
3D	\$1,600	1/1	\$3.1	510	Sep 2011	50
2D	\$1,500	2/1	\$2.3	654	Jan 2011	23
2D	\$1,500	2/1	\$2.3	654	Mar 2010	134
3D	\$1,500	1/1	\$2.9	510	Dec 2009	137

Currently Listed

ACTIVE LISTINGS 1/1

Unit	Price	Beds/Baths	\$/Sqft	Sqft	Listing Date	Owner
2L	\$324,500	1/1	\$737.5	440	Feb 2020	N/A
2F	\$2,900/mth	2/1	\$3.3	880	Jun 2020	GEORGE W K...
2F	\$429,000	2/1	\$640.3	670	Mar 2020	GEORGE W K...
2A	\$2,900/mth	2/2	\$4.0	720	Jun 2020	N/A
2A	\$399,000	2/2	\$554.2	720	Jun 2020	N/A